

IMPORTANT: Please read carefully and keep this information for future use.

This package insert is intended for the eyecare practitioner, but should be made available to the patient upon request. The eyecare practitioner should provide the patient with the wearer's guide that pertains to the patients prescribed lens.













clearall-day™, clearall-day™ Toric, clearday™ ecovue and clearvue™
 (HIOXIFILCON A)
 DAILY WEAR SOFT CONTACT LENS

clearall-day™
 clearday™ ecovue™

clearall-day™ Toric
 clearvue™

Symbols key

The table shows the symbols that may appear on label or carton

Symbol	Description
	CAUTION: Federal Law (USA) restricts this device to sale by or on the order of a Licensed Eye Care Practitioner .
	Sterilized using steam or dry heat
	Caution
	Do not use if the product sterile barrier system or its packaging is compromised.
	Manufacturer
	Date of Manufacture
	Authorized Representative in European Community
	Batch code (Lot number)
	Use by date (Expiry date)
	Consult instructions for use.
	European Conformity Sign
BC	Base Curve
DIA	Diameter
D	Diopter (Lens Power)
	Temperature limits

CAUTION: FEDERAL LAW RESTRICTS THIS DEVICE TO SALE BY OR ON THE ORDER OF A LICENSED PRACTITIONER.

clearlab®

Trademarks used in this document are owned by Clearlab SG Pte. Ltd. Except otherwise stated, all the trademarks indicated as registered in this document are registered in Singapore and may also be registered in other jurisdictions.

IMPORTANT:

Please read carefully and keep this information for future use. This package insert is intended for the eyecare practitioner, but should be made available to the patient upon request. The eyecare practitioner should provide the patient with the wearer's guide that pertains to the patient's prescribed lens.

DESCRIPTION:

The **clearall-day**[™], **clearday**[™] **ecovue** and **clearvue**[™] (**Hioxifilcon A**) **Soft (hydrophilic) Contact Lens** are available as a single vision spherical lens, and **clearallday**[™] **Toric** as a back surface astigmatic (toric) lens. The hydrophilic nature of this material allows the lens to become soft and pliable when immersed in an aqueous solution.

The non-ionic lens material, (hioxifilcon A) is a random copolymer of 2-hydroxyethyl methacrylate and 2,3-dihydroxypropyl methacrylate, cross linked with ethylene glycol dimethacrylate. It consists of 43% hioxifilcon A and 57% water by weight when immersed in buffered saline solution. The lens is available clear or with a blue visibilityhandling tint, color additive 'Reactive Blue 19', 21 CFR part 73.2121. The United States Adopted Names Council (USAN) has adopted the (hioxifilcon A) name.

In the hydrated state, the lens conforms to the curvature of the eye covering the cornea and extending slightly beyond the limbus forming a colorless, transparent optical surface. The hydrophilic properties of the lens require that it be maintained in a fully hydrated state in a solution compatible with the eye. If the lens dries out, it will become hard and appear somewhat warped however, it will return to its proper configuration when completely rehydrated in the proper storage solution.

The hydrophilic characteristics allow aqueous solutions to enter the lens and in its fully hydrated state the lens is approximately 57% water by weight. The physical properties of the lens are:

Lens Properties

□ Refractive Index	1.4058 (wet)
□ Light Transmission	greater than 95%
□ Water Content	57 %
□ Specific Gravity	1.1287 (hydrated)
□ Oxygen Permeability	20.0 x 10 ⁻¹¹ (cm ² /sec) (mlO ₂ /ml x mm Hg @ 35°C), (Fatt method ISO9913-1).

Lens Parameters

□ Diameter Range	13.0 to 15.0 mm
□ Power Range	-20.00 to +20.00D
□ Base Curve Range	8.0 to 9.2 mm

The lenses are hemispherical flexible shells which cover the cornea and portion of the adjacent sclera with the following dimensions:

clearall-day™ and clearall-day™ Toric

- ☐ Chord Diameter : 14.2 mm
- ☐ Center Thickness : 0.08 mm
- ☐ Base Curve : 8.6 mm
- ☐ Powers : 0.0 to -6.00 Diopters in 0.25 D increments
 -6.50 to -20.00 Diopters in 0.50 D increments
 +0.25 to +4.00 Diopters in 0.25 D increments
 +4.50 to +20.00 Diopters in 0.50 D increments
- ☐ Cylinders : -1.00 D, -1.75 D, -2.50 D
- ☐ Axis : 80°, 90°, 100°, 20°, 10°, 180°, 170°, 160°

clearday™ ecovue and clearvue™

- ☐ Chord Diameter : 14.2 mm
- ☐ Center Thickness : 0.08 mm at -3.00D (varies with power)
- ☐ Base Curve : 8.6 mm for -0.50 to -10.00D
 8.7 mm for +0.50 to +3.75D
 8.8 mm for +4.00 to +6.00D
- ☐ Powers : 0.00 to -6.00 Diopters in 0.25 D increments
 -6.50 to -10.00 Diopters in 0.50 D increments
 +0.25 to +4.00 Diopters in 0.25 D increments +4.50
 to +6.00 Diopters in 0.50 D increments

ACTIONS:

In it's hydrated state, the **clearall-day™, clearall-day™ Toric, clearday™ ecovue and clearvue™ (Hioxifilcon A) Soft (hydrophilic) Contact Lens**, when placed on the cornea, act as a refracting medium (except plano lenses) to focus light rays on the retina.

CAUTION:

Due to the small number of patients enrolled in clinical investigation of lens, all refractive powers, design configurations, or lens parameters available in the lens material are not evaluated in significant numbers. Consequently, when selecting an appropriate lens design and parameters, the eyecare practitioner should consider all characteristics of the lens that can affect lens performance and ocular health, including oxygen permeability, wettability, central and peripheral thickness, and optic zone diameter.

The potential impact of these factors on the patient's ocular health must be carefully weighed against the patient's need for refractive correction therefore, the continuing ocular health of the patient and lens performance on the eye should be carefully monitored by the prescribing eyecare practitioner.

INDICATIONS:

The **clearall-day™, clearday™ ecovue and clearvue™ (hioxifilcon A) Spherical Soft Contact Lenses** for daily wear are indicated for the correction of visual acuity (except for plano lenses) in aphakic and not aphakic persons with non-diseased eyes with myopia or hyperopia. The lens may be worn by persons who exhibit refractive astigmatism of .75 diopters or less where the astigmatism does not interfere with visual acuity.

The lens may be cleaned and disinfected using a chemical (not heat) lens care system.

The **clearall-day™ Toric (hioxifilcon A) Toric Soft Contact Lenses** for daily wear are indicated for the correction of visual acuity (except for plano lenses) in aphakic and not aphakic persons with non-diseased eyes with myopia or hyperopia and may have astigmatism of 7.00D of astigmatism or less.

The lens may be cleaned and disinfected using a chemical (not heat) lens care system. Eyecare practitioners may prescribe the lenses for frequent/planned replacement wear, with cleaning, disinfection and scheduled replacement. When prescribed for frequent/planned replacement wear, the lens may be cleaned and disinfected using a chemical (not heat) lens care system.

CONTRAINDICATIONS (REASONS NOT TO USE):

DO NOT USE the **clearall-day™, clearall-day™ Toric, clearday™ ecovue and clearvue™ (Hioxifilcon A) Soft (hydrophilic) Contact Lens** when any of the following conditions are present:

- Acute and subacute inflammation or infection of the anterior chamber of the eye.
- Any eye disease, injury, or abnormality that affects the cornea, conjunctiva, or eyelids.
- Severe insufficiency of lacrimal secretion (dry eyes).
- Corneal hypoesthesia (reduced corneal sensitivity), if not-aphakic.
- Any systemic disease that may affect the eye or be exaggerated by wearing contact lens.
- Allergic reactions of ocular surfaces or adnexa that may be induced or exaggerated by wearing contact lens or use of contact lens solutions.
- Allergy to any ingredient, such as mercury or thimerosal, in a solution which is to be used to care for the **clearall-day™, clearall-day™ Toric, clearday™ ecovue and clearvue™ (Hioxifilcon A) Soft (hydrophilic) Contact Lens**.
- Any active corneal infection (bacterial, fungi, or viral) □ If eyes become red or irritated.
- Patients unable to follow lens care regimen or unable to obtain assistance to do so.

WARNINGS:

- **PROBLEMS WITH CONTACT LENS AND LENS CARE PRODUCTS COULD RESULT IN **SERIOUS INJURY** TO THE EYE.** It is essential that patients follow their eyecare practitioner's direction and all labeling instructions for proper use of lens and lens care products, including the lens case. **EYE PROBLEMS, INCLUDING CORNEAL ULCERS, CAN DEVELOP RAPIDLY AND LEAD TO **LOSS OF VISION**; THEREFORE, IF YOU EXPERIENCE EYE DISCOMFORT, EXCESSIVE TEARING, VISION CHANGES, OR REDNESS OF THE EYE, **IMMEDIATELY REMOVE YOUR LENS** AND PROMPTLY CONTACT YOUR EYECARE PRACTITIONER.**
- All contact lens wearers must see their eyecare practitioner as directed.
- Daily wear lens are not indicated for overnight wear, and patients should be instructed not to wear lens while sleeping. Clinical studies have shown that the risk of serious adverse reactions is increased when this lens is worn overnight.
- Studies have shown that contact lens wearers who are smokers have a higher incidence of adverse reactions than nonsmokers do.

PRECAUTIONS:

Special Precautions for eyecare practitioner:

- Clinical studies have demonstrated that contact lens manufactured from (hioxifilcon A) is safe and effective for their intended use. However, the clinical studies may not have included all design configurations or lens parameters that are presently available in this lens material.
 Consequently, when selecting an appropriate lens design and parameters, the eyecare practitioner should consider all characteristics of the lens that can affect lens performance and ocular health, including oxygen permeability, wettability, central and peripheral thickness, and optic zone diameter.

 The potential impact of these factors on the patient's ocular health should be carefully weighed against the patient's need for refractive correction: therefore, the continuing ocular health of the patient and lens performance on the eye should be carefully monitored by the prescribing eyecare practitioner.
- Fluorescein, a yellow dye, should not be used while the lens is on the eye. The lens absorbs this dye and become discolored. Whenever Fluorescein is used in eyes, the eyes should be flushed with a sterile saline solution that is recommended for in eye use. Wait at least one hour before replacing the lens. Too early replacement may allow the lens to absorb residual Fluorescein irreversibly.
- Before leaving the eyecare practitioner's office, the patient should be able to promptly remove lens or should have someone else available who can remove the lens for him or her.
- Eyecare practitioners should instruct the patient to remove the lens immediately if the eye becomes red or irritated.

Eyecare practitioners should carefully instruct patients about the following care regimen and safety precautions:

- Different solutions cannot always be used together, and not all solutions are safe for use with all lens. Use only recommended solutions that are fresh and sterile. Never use solutions recommended for conventional hard contact lens only. Chemical disinfection solutions should not be used with heat unless specifically indicated on product labeling for use in both heat and chemical disinfection. Always use **FRESH, STERILE UNEXPIRED** lens care solutions. Always follow directions in the package inserts for the use of contact lens solutions. Sterile unpreserved solutions, when used, should be discarded after the time specified in the labeling directions. Do not use saliva or anything other than the recommended solution for lubricating or rewetting lens. Always keep the lens completely immersed in the recommended storage solution when the lens is not being worn (stored). Prolonged periods of drying will damage the lens. Follow the lens care directions for (Care for a Dried Out Dehydrated Dry Lens) if the lens surface does become dried out.
- If the lens sticks (stops moving) on the eye, follow the recommended directions on (care for sticking non-moving lens). The lens should move freely on the eye for the continued health of the eye. If nonmovement of the lens continues, the patient should be instructed to **IMMEDIATELY** consult his or her eyecare practitioner.
- Always wash and rinse hands before handling lens. Do not get cosmetics, lotions, soaps, creams, deodorants, or sprays in the eyes or on the lens. Insert lenses before applying makeup and remove lenses before taking makeup off.
- Do not touch contact lens with the fingers or hands if the hands are not free of foreign materials, as microscope scratches of the lens may occur, causing distorted vision and/or injury to the eye.
- Carefully follow the handling, insertion, removal, cleaning, disinfection, storing and wearing instructions in the patient instructions for the **clearall-day™, clearall-day™ Toric, clearday™ ecovue and clearvue™ (Hioxifilcon A) Soft (hydrophilic) Contact Lens** as those prescribed by the eyecare practitioner.
- Never wear lens beyond the period recommended by the eyecare practitioner.
- If aerosol products such as hair spray are used while wearing lens, exercise caution and keep eyes closed until the spray has settled.
- Always handle lens carefully and avoid dropping them.
- Avoid all harmful or irritating vapors and fumes while wearing lens.
- Ask the eyecare practitioner about wearing lens during sporting activities.
- Inform the doctor (health care practitioner) about being a contact lens wearer.
- Never use tweezers or other tools to remove lens from the lens container unless specifically indicated for that use. Pour the lens into the hand.
- Do not touch the lens with fingernails.
- Always contact the eyecare practitioner before using any medicine or medications in the eyes.
- Always inform the employer of being a contact lens wearer. Some jobs may require use of eye protection equipment or may require that the patient not wear contact lens.
- As with any contact lens, follow-up visits are necessary to assure the continuing health of the patient's eyes. The patient should be instructed as to a recommended follow-up schedule.

ADVERSE REACTIONS:

The patient should be informed that the following problems may occur:

- Eyes stinging, burning, itching (irritation), or other eye pain.
- Comfort is less than when lens was first placed on eye.
- Feeling that something is in the eye such as a foreign body or scratched area.
- Excessive watering (tearing) of the eye.
- Unusual eye secretions.
- Redness of the eye.
- Reduced sharpness of vision (poor visual acuity).
- Blurred vision, rainbows, or halos around objects.
- Sensitivity to light (photophobia).
- Dry eyes.

If the patient notices any of the above, he or she should be instructed to:

- **IMMEDIATELY REMOVE LENS.**
- If discomfort or problems stops, then look closely at the lens. If the lens is in any damage, **DO NOT PUT THE LENS BACK ON THE EYE.** Place the lens in the storage case and contact the eyecare practitioner. If the lens has dirt, an eyelash, or other foreign body on it, or the problem stops and the lens appears undamaged, the patient should thoroughly clean, rinse, and disinfect the lens then reinsert them.
- After reinsertion, if the problem continues, the patient should **IMMEDIATELY REMOVE THE LENS AND CONSULT THE EYECARE PRACTITIONER**

When any of the above problems occur, a serious condition such as infection, corneal ulcer, neovascularization, or iritis may be present. The patient should be instructed to **KEEP LENS OFF THE EYE AND SEEK IMMEDIATE PROFESSIONAL IDENTIFICATION** of the problem and prompt treatment to avoid serious eye damage.

FITTING:

Conventional methods of fitting contact lens apply to the **clearall-day™, clearall-day™ Toric, clearday™ ecovue and clearvue™ (Hioxifilcon A) Soft (hydrophilic)** spherical and toric contact lens. For a detailed description of the fitting techniques, refer **clearallday™, clearall-day™ Toric, clearday™ ecovue and clearvue™ (Hioxifilcon A) Soft (hydrophilic) Contact Lens Professional Fitting and Patient Information/ Wearer's Guide**, copies of which are available from:

Clearlab SG Pte. Ltd.

139 Joo Seng Road,

Singapore 368362

Tel: +65 6749 1090

Fax: +65 6282 3953

Email: Regulatory@clearlab.com

Website: www.clearlab.com

RECCOMENDED WEARING SCHEDULE:

Close professional supervision is recommended to ensure safe and successful contact lens wear. If the patient complains of discomfort, decreased vision, ocular injection or corneal edema, the lens should be removed and the patient scheduled for examination. The problem may be relieved by putting the patient on a different wearing schedule or possibly by refitting the lens.

Patients tend to overwear the lens initially. It is important not to exceed the wearing schedule. Regular check ups, as determined by the eyecare practitioner, are also extremely important. The maximum suggested wearing schedule for the **clearall-day[™], clearall-day[™] Toric, clearday[™] ecovue and clearvue[™] (Hioxifilcon A) Soft (hydrophilic) Contact Lens** is suggested below.

DAY	1	2	3	4	5	6
HOURS	6	8	10	12	14	All waking hours

STUDIES HAVE NOT BEEN COMPLETED TO SHOW THAT THE “clearall-day[™], clearall-day[™] Toric, clearday[™] ecovue and clearvue[™] (Hioxifilcon A) Soft (hydrophilic) Contact Lens” IS SAFE TO WEAR DURING SLEEP

FREQUENT / PLANNED REPLACEMENT:

It is recommended that the **clearall-day[™], clearall-day[™] Toric, clearday[™] ecovue and clearvue[™] (Hioxifilcon A) Soft (hydrophilic) Contact Lens** be discarded and replaced with a new lens every month. However, as the eyecare practitioner, you are encouraged to determine an appropriate lens replacement schedule based upon the response of the patient.

- WEARING SCHEDULES SHOULD BE DETERMINED BY THE EYECARE PRACTITIONER.

LENS CARE DIRECTIONS:

Eyecare practitioners should review with the patient lens care directions, including both basic lens care information and specific instructions on the lens care regimen recommended for the patient:

- **Basic Instructions:**

Care of contact lens takes very little time and involves **THREE** essential steps - **CLEANING, RINSING AND DISINFECTING**. Each step in itself is important, and one step is not to be replaced by the other. Always wash, rinse and dry hands before handling contact lens. Always use **FRESH, STERILE UNEXPIRED** lens care solutions. Use the recommended lens care system; either chemical (not heat) or heat (thermal). Different solutions cannot always be used together, and not all solutions are safe for use with all lens. **DO NOT ALTERNATE OR MIX LENS**

CARE SYSTEMS UNLESS INDICATED ON SOLUTION LABELING. Do not use saliva or anything other than the recommended solutions for lubricating or rewetting lens. Do not put lens in the mouth. Lens should be **cleaned, rinsed, and disinfected** each time they are removed. **Cleaning and rinsing** are necessary to remove mucus and film from the lens surface. **Disinfecting** is necessary to destroy harmful germs.

The lens case must be emptied and refilled with fresh, sterile recommended storage and disinfection solution prior to disinfecting the lens. Eyecare practitioners may recommend a lubricating/rewetting solution, which can be used to wet (lubricate) lens while they are being worn to make them more comfortable.

Note: Some solutions may have more than one function, which will be indicated on the label. Read the label on the solution bottle, and follow instructions.

- **Lens cleaning, disinfection, and storage:**

Clean one lens first (always the same lens first to avoid mix-ups), rinse the lens thoroughly with recommended rinsing or disinfecting solution to remove the cleaning solution, mucus, and film from the lens surface, and put lens into correct chamber of the lens storage case. Then repeat the procedure for the second lens. After cleaning, **disinfect** lens using the system recommended by the manufacture and/or the eyecare practitioner. To store lens, disinfect and leave them in the closed/unopened case until ready to wear. If lens is not to be used immediately following disinfection, the patient should be instructed to consult the package insert or the eyecare practitioner for information on storage of lens. Follow the instruction and timing recommended by the solution manufacturer.

- **Lens disinfection with Hydrogen Peroxide lens care systems:**

Neutralized the lens before wearing, when hydrogen peroxide lens care systems is used and carefully follow instructions on solution labeling.

Use ONLY the lens case provided with the hydrogen peroxide care system as this case may contain neutralizer. Failure to use the specialized case will cause stinging, burning, and damage to the eye. Always follow the recommendations on hydrogen peroxide lens care system labeling.

- **Lens Case Cleaning and Maintenance:**

Contact lens cases can be a source of bacteria growth. After removing the lens from the case, empty and rinse the lens storage case with solution as recommended by the lens case manufacture; then allow the lens case to air dry. When the case is used again, refill it with storage solution. Replace lens case at regular intervals as recommended by the lens case manufacture or your eyecare practitioner.

- **Lens Care Regimen:**

Patients must adhere to the lens care regimen recommended by their eyecare practitioner for the **clearall-day™, clearall-day™ Toric, clearday™ ecovue and clearvue™ (Hioxifilcon A) Soft (hydrophilic) Contact Lens**. Failure to follow this procedure may result in development of serious ocular infections

- **Care for a dried out (dehydrated) dry lens:**

If for some reason, your lens dry out completely a minimum of handling is important, as they are very brittle in the dehydrated state. Carefully place them in rinsing or storage solution for a minimum of thirty minutes during which time they will become soft and flexible. Then follow the cleaning, rinsing, and disinfecting procedures - including soaking the lens in storage and disinfection solution for four hours before wearing again.

- **Care for a sticking (non-moving) lens:**

If the lens sticks (cannot be removed), the patient should be instructed to apply 3 to 4 drops of the recommended lubricating or rewetting solution directly to the eye and wait until the lens begins to move freely on the eye before removing it. If nonmovement of the lens continues after 15 minutes, the patient should **IMMEDIATELY** consult the eyecare practitioner.

- **Storage:**

The **clearall-day™, clearall-day™ Toric, clearday™ ecovue and clearvue™ (Hioxifilcon A) Soft (hydrophilic) Contact Lens** must be stored only in the recommended solutions. If left exposed to the air, the lens will dehydrate. If lens dehydrates, reference above section on caring for dried out (dehydrated) dry lens.

- **Lenses prescribed for frequent replacement:**

The **clearall-day™, clearall-day™ Toric, clearday™ ecovue and clearvue™ (Hioxifilcon A) Soft (hydrophilic) Contact Lens** may be prescribed in a frequent replacement program and should be thrown away after the recommended wearing period prescribed by the eyecare practitioner.

- **Chemical (NOT HEAT) Lens Disinfection:**

1. Wash and rinse your hands thoroughly **BEFORE HANDLING LENS**.
2. After removal of lens, **CLEAN** the lens by applying three drops of cleaner to each surface. Then rub the lens between your fingers for 20 seconds.
3. **AFTER CLEANING**, thoroughly rinse both surfaces of the lens with a steady stream of fresh, sterile rinsing solution for approximately 10 seconds.
4. Fill contact lens carrying case with the recommended disinfection and storage solution and place lens in the proper cells for a minimum of 4 hours. Follow the instruction and timings recommended by the manufacturer.

Note: **DO NOT HEAT THE DISINFECTION SOLUTION AND LENS.**

Caution: Lenses that are chemically disinfected may absorb ingredients from the disinfecting solution, which may be irritating to the eyes. A thorough rinse in fresh, sterile rinsing solution prior to placement on the eye should reduce the potential for irritation.

STORAGE CONDITIONS:

Store lenses between 1°C to 45°C.

LENS DEPOSITS AND USE OF ENZYMATIC CLEANER:

Enzyme cleaning may be recommended by the eyecare practitioner. Enzyme cleaning removes protein deposits on the lens. These deposits cannot be removed with regular cleaners. Removing protein deposits is important for the well being of the patient's lens and eyes. If these deposits are not removed, they can damage the lens and cause irritation.

Enzyme cleaning does NOT replace routine daily cleaning and disinfecting. For enzyme cleaning, the patient should carefully follow the instructions in the enzymatic cleaning labeling.

RECOMMENDED LENS CARE PRODUCTS:

The eyecare practitioner should recommend a care system that is appropriate for the **clearall-day™, clearall-day™ Toric, clearday™ ecovue and clearvue™ (Hioxifilcon A) Soft (hydrophilic) Contact Lens**. Each lens care product contains specific instructions for use and important safety information, which should be read and carefully followed.

EMERGENCIES:

The patient should be informed that if chemicals of any kind (household products, gardening solutions, laboratory chemicals, etc.) are splashed into the eyes, the patient should:

FLUSH EYES IMMEDIATELY WITH TAP WATER AND IMMEDIATELY CONTACT THE EYECARE PRACTITIONER OR VISIT A HOSPITAL EMERGENCY ROOM WITHOUT DELAY.

HOW SUPPLIED:

Each lens is supplied sterile in blister packs in bicarbonate buffered aqueous solution with poloxamer. The blister pack is marked with the base curve, diameter, dioptric power, manufacturing lot number, and expiration date of the lens.

REPORTING OF ADVERSE REACTIONS:

All serious adverse experiences and adverse reactions observed in patients wearing the **clearall-day™, clearall-day™ Toric, clearday™ ecovue and clearvue™ (Hioxifilcon A) Soft (hydrophilic) Contact Lens** or experienced with the lens should be reported to:

PACKAGE INSERT

clear**all-day**[™] clear**all-day**[™] Toric
clear**day**[™] clear**vue**[™] clear**vue**[™]

Clearlab SG Pte. Ltd.

139 Joo Seng Road,

Singapore 368362

Tel: +65 6749 1090

Fax: +65 6282 3953

Email: Regulatory@clearlab.com

Website: www.clearlab.com

CAUTION: Federal law restricts this device to sale by or on the order of a licensed practitioner.

clearlab[®]

Clearlab SG Pte. Ltd.

Printed in Singapore

Revision Date: Oct 2020

Doc Number: S-ASP-011-A

Version Number: V09

© 2020 CLEARLAB SG PTE. LTD. All Rights Reserved.