

IMPORTANT: Please read carefully and keep this information for future use.
This fitting guide is intended for the eyecare practitioner, but should be made available to the patient upon request.









CLEARALL-DAY (HIOXIFILCON A) FREQUENT REPLACEMENT WEAR SOFT (HYDROPHILIC) CONTACT LENS



**clearall-day spherical
clearall-day Toric**



Symbols key



The table shows the symbols that may appear on label or carton

Symbol	Description	Symbol	Description
	CAUTION: Federal Law (USA) restricts this device to sale by or on the order of a Licensed Eye Care Practitioner.	CE	European conformity sign
	Sterilized using steam or dry heat	BC	Base Curve
	Caution	D	Diopter (Lens Power)
	Do not use if package is damaged and consult instructions for use	DIA	Diameter
	Manufacturer		Do not resterilize
	Authorized Representative in European Community	REF	Catalogue number
	Batch code (Lot number)	#	Model number

PROFESSIONAL FITTING GUIDE

clearall-day

	Use by date (Expiry date)
	Consult instructions for use or consult electronic instructions for use

	Unique Device Identifier
	Single sterile barrier system

CAUTION: FEDERAL LAW RESTRICTS THIS DEVICE TO SALE BY OR ON THE ORDER OF A LICENSED PRACTITIONER

clearlab®

Trademarks used in this document are owned by Clearlab SG Pte. Ltd. Except otherwise stated, all the trademarks indicated as registered in this document are registered in Singapore and may also be registered in other jurisdictions.

TABLE OF CONTENT

DESCRIPTION OF LENS:4
MATERIAL CHARACTERISTICS:4
ACTIONS:5
INDICATIONS (USES):5
CONTRAINDICATIONS (REASONS NOT TO USE):6
CAUTION:6
WARNINGS:7
PRECAUTIONS:7
ADVERSE REACTIONS:7
PATIENT SELECTION:7
CLINICAL ASSESSMENT:8
FOLLOW-UP CARE:9
FOLLOW - UP EXAMINATIONS:9
LENS HANDLING (IN-OFFICE CLEANING, DISINFECTING AND STORAGE): 10
RECOMMENDED WEARING SCHEDULE: 11
FREQUENT/PLANNED REPLACEMENT: 11
RECOMMENDED LENS CARE PRODUCTS: 11
STORAGE CONDITIONS: 12
EMERGENCIES: 12
HOW SUPPLIED: 12
DISPOSAL: 12
REPORTING OF ADVERSE REACTIONS: 12

PROFESSIONAL FITTING GUIDE

DESCRIPTION OF LENS:

The **clearall-day (Spherical / Toric) (Hioxifilcon A) Soft (Hydrophilic) Contact Lens** are available as a single vision spherical lens, and as a back surface astigmatic (Toric) lens. The hydrophilic nature of this material allows the lens to become soft and pliable when immersed in an aqueous solution.

MATERIAL CHARACTERISTICS:

The frequent replacement lens is manufactured from Hioxifilcon A, a 2-hydroxyethyl methacrylate (HEMA) and Glycerol Monomethacrylate (GMMA) co-polymer material that is frequently used in contact lens manufacturing. The lens consists of 43% Hioxifilcon A and 57% water by weight when immersed in buffered saline solution. Reactive Blue #19, an US FDA approved pigment for contact lenses, is used to provide the handling tint which is incorporated into the contact lens polymer in order to help the patient to handle and relocate the lens if dropped. The Hioxifilcon A name has been adopted by the United States Adopted Names Council (USAN).

In the hydrated state, the lens conforms to the curvature of the eye covering the cornea and extending slightly beyond the limbus forming a colorless, transparent optical surface. The hydrophilic properties of the lens require that it be maintained in a fully hydrated state in a solution compatible with the eye. If the lens dries out, it will become hard and appear somewhat warped however, it will return to its proper configuration when completely rehydrated in the proper storage solution. The hydrophilic characteristics allow aqueous solutions to enter the lens and in its fully hydrated state the lens is approximately 57% water by weight.

The physical properties of **clearall-day (Spherical) (Hioxifilcon A) Soft (Hydrophilic) Contact Lens** are:

Refractive Index	1.4008 (hydrated)
Light Transmission	> 95%
Water Content	57 %
Specific Gravity	1.113 (hydrated)
Oxygen Permeability	25.29 x10 ⁻¹¹ (cm ² /sec) (ml O ₂ /ml x mm Hg @ 35°C)
Diameter	14.0 to 14.40mm
Center Thickness (Wet)	0.084mm – 0.140mm (Minus Power) 0.119mm – 0.266mm (Plus Power)
Base Curve	8.40 to 8.80mm
Power	-12.00 Diopters to +06.00 Diopters 0.00^ to -6.00 D in 0.25 D increment -6.50 to -12.00 D in 0.50 D increment +0.25 to +4.00 D in 0.25 D increment +4.50 to +6.00 D in 0.50 D increment

The physical properties of **clearall-day (Toric) (Hioxifilcon A) Soft (Hydrophilic) Contact Lens** are:

Refractive Index	1.4050 (hydrated)
Light Transmission	>95%
Water Content	57 %

PROFESSIONAL FITTING GUIDE

Specific Gravity	1.119 (hydrated)
Oxygen Permeability	24.45 x 10 ⁻¹¹ (cm ² /sec) (mlO ₂ /ml x mm Hg @ 35°C)
Diameter	14.20mm – 14.60mm
Center Thickness (Wet)	0.099mm – 0.108mm (Minus Power) 0.112mm – 0.184mm (Plus Power)
Base Curve	8.50mm to 8.90mm
Powers	-8.00 Diopters to +4.00 Diopters 0.00 [^] to -6.00 D in 0.25 D increment -6.50 to -8.00 D in 0.50 D increment +0.25 to +4.00 D in 0.25 D increment
Cylinder Power	-0.75D, -1.25D, -1.75D, -2.25D
Axis	10° to 180° (in 10° increment)

Note: [^]Plano lens (0.00D – without corrective power) is not being sold in EU. Plano lens is used for the manufacture of cosmetically tinted lenses (colored lenses). Standard Minus Power SKU starts at -0.25D.

ACTIONS:

The **clearall-day (Spherical / Toric) (Hioxifilcon A) Soft (Hydrophilic) Contact Lens** for daily wear acts as a corrective refracting medium (except for plano lenses) to focus light rays onto the retina when placed on the human eye covering the cornea and also aberration control. The lens is intended for frequent replacement use. However, the qualified eye care practitioner (ECP) is encouraged to determine an appropriate lens replacement schedule based upon the response of the patient.

INDICATIONS (USES):

The **clearall-day (Spherical) (Hioxifilcon A) Soft (Hydrophilic) Contact Lens** for daily wear are indicated for the correction of visual acuity (except for plano lenses) in aphakic and not aphakic persons with non-diseased eyes with myopia or hyperopia. The lens (except for plano lenses) may be worn by persons who exhibit refractive astigmatism of 0.75 diopters or less where the astigmatism does not interfere with visual acuity.

The **clearall-day (Toric) (Hioxifilcon A) Soft (Hydrophilic) Contact Lens** for daily wear are indicated for the correction of visual acuity (except for plano lenses) in aphakic and not aphakic persons with non-diseased eyes with myopia or hyperopia and may have astigmatism of 7.00D of astigmatism or less.

Eyecare practitioners may prescribe the lenses for frequent/planned replacement wear, within 1 to 30 days, with cleaning, disinfection and scheduled replacement. When prescribed for frequent/planned replacement wear, the lens is to be cleaned, rinsed, and disinfected each time it is removed from patient's eye, with an approved chemical lens care system.

The **clearall-day (Spherical / Toric) (Hioxifilcon A) Soft (Hydrophilic) Contact Lens** are to be discarded after the recommended wearing period, from 1 to 30 days, as prescribed by the Eye Care Professional.

The target population for the use of this device are adults of 18 years or older. There is no clinical data to support the use of **clearall-day (Spherical / Toric) (Hioxifilcon A) Soft (Hydrophilic)**

PROFESSIONAL FITTING GUIDE

Contact Lens by individuals under 18 years of age. Use of this device by individuals less than 18 years of age is at the sole discretion of the eye care professionals.

CONTRAINDICATIONS (REASONS NOT TO USE):

DO NOT USE **clearall-day (Spherical / Toric) (Hioxifilcon A) Soft (Hydrophilic) Contact Lens** when any of the following conditions are present:

- Use of eye medication.
- Any eye disease, injury, redness, inflammation, infection or abnormality that affects the cornea, conjunctiva, eyelids or anywhere in or around the eyes.
- Severe insufficiency of lacrimal secretion or inadequate tear fluid (dry eyes).
- Corneal hypoesthesia (reduced corneal sensitivity), if not-aphakic.
- Any systemic disease that may affect the eye or be exaggerated by wearing contact lens. If the patient is diagnosed or has reason to believe that such systemic disease exists, please consult and inform the eye care practitioner for proper evaluation and advice on contact lens wear. These are the common systemic diseases that may affect the eye: Diabetes mellitus; AIDS; Graves' disease; Rheumatoid arthritis, Lupus and other autoimmune conditions; Hypertension and Atherosclerosis; Multiple sclerosis; Shingles.
- Allergic reactions of ocular surfaces or adnexa that may be induced or exaggerated by wearing contact lens or use of contact lens solutions.
- Allergy to any ingredient, such as mercury or thimerosal, in a solution which is to be used to care for the lens.
- Any active corneal infection (bacterial, fungi, or viral)
- If eyes become red or irritated.
- If patient is unable to follow lens care regimen or unable to obtain assistance to do so due to a sickness.
- Patient history of recurring eye or eyelid infections, adverse effects associated with contact lens wear, intolerance or abnormal ocular response to contact lens wear.
- Poor health affecting the eye such as cold and flu.
- Previous medical intervention which may adversely affect the use of the lens.

CAUTION:

Due to the small number of patients enrolled in clinical investigation of lens, all refractive powers, design configurations, or lens parameters available in the lens material were not evaluated in significant numbers. Consequently, when selecting an appropriate lens design and parameters, the eyecare practitioner should consider all characteristics of the lens that can affect lens performance and ocular health, including oxygen permeability, wettability, central and peripheral thickness, and optic zone diameter.

The potential impact of these factors on the patient's ocular health must be carefully weighed against the patient's need for refractive correction. Therefore, the continuing ocular health of the patient and lens performance on the eye should be carefully monitored by the prescribing eyecare practitioner.

Read this Professional Fitting Guide carefully. It contains the information you need to know to wear, handle, and care for your **clearall-day (Spherical / Toric) (Hioxifilcon A) Soft (Hydrophilic) Contact Lens**. If you are in doubt about any instructions, please request clarification from your Eye Care Practitioner.

PROFESSIONAL FITTING GUIDE

Use of contact lens in visually demanding situations such as driving a vehicle at night is subjected to ECP's recommendation and customer's ocular health.

Do not stare for too long specially on blinding surfaces or intense light source as this may cause damage to the retina. Rest eyes in between sessions by closing it for few seconds.

WARNINGS:

Please refer to Warnings in the Package Insert.

PRECAUTIONS:

Please refer to Precautions in the Package Insert.

ADVERSE REACTIONS:

Please refer to Adverse Reactions in the Package Insert.

PATIENT SELECTION:

Patients selected to wear these lenses should be chosen based on:

- Motivation to wear lenses
- General ocular health
- Ability to follow instructions regarding lens handling and wearing
- Ability to adhere to a recommended care regimen
- Ability to understand the benefits and risk of lens wear

Patients who do not meet the above criteria should not be provided with **clearall-day (Spherical / Toric) (Hioxifilcon A) Soft (Hydrophilic) Contact Lens**. Patient communication is vital. All necessary precautions and warnings should be discussed and understood by the patient (*review Package Insert with the patient.*) Failure to follow handling and wearing instructions could lead to serious eye infections, which might result in corneal ulcers.

Fitting procedure for the clearall-day (Spherical / Toric) (Hioxifilcon A) Soft (Hydrophilic) Contact Lens

1) Pre-fitting Examination

A pre-fitting patient history and examination are necessary to:

- Determine whether a patient is a suitable candidate for daily wear contact lenses (refer to contradictions)
- Collect and record baseline clinical information to which post-fitting examination results can be compared
- Make ocular measurements for initial contact lens parameter selection

2) Parameter Selection

The preferred fitting method is by use of a trial lens, selecting the steeper base curve as first choice and then evaluate the **CRITERIA OF A WELL FITTED LENS**.

PROFESSIONAL FITTING GUIDE

The alternative method is to determine the K readings and apply the following

Average K Reading	Suggested Lens Design
39.50 - 41.50 and higher	8.6 mm base curve / 14.2 mm Diameter

Lens power can be calculated from spectacle Rx

Sphere Lenses:

First convert the spectacle Rx in minus cylinder form (if applicable), compensate the power of both major meridians for a vertex distance of 0mm and then add half the cylinder power to the sphere

Example:

Rx at 12mm vertex distance	-5.00 -1.00 x180
Power on horizontal meridians	-5.00 @ 12 mm vertex compensate to -4.75 @ 0 vertex
Power on vertical meridians	-6.00 @ 12 mm vertex compensate to -5.50 @ 0 vertex
Rx at 0mm vertex distance	-4.75, -0.75 x180
Add half the cylinder to the sphere and round to the higher 0.25 step	$(-4.75) + (-0.75/2) = -5.25$
final power of the lens	

CLINICAL ASSESSMENT:

1) Criteria of a Well-Fitted Lens

The criteria of a well fitted lens is one which centers easily after a blink, bridges the limbus and extends onto the sclera about 1.25mm, lags downward about 1.0 to 1.5 mm on upward gaze and does not move excessively as a result of blinking or exaggerated eye movements

After the trial lens has settled on the eye (5- 10minutes), manipulate the lens using lid pressure and observe for indications of excessive tightness. The lens should move freely and easily with slightest pressure and return to the centered position when released.

Movement of the lens on the eye is very important in assessing the fit and performance of the lens. In primary gaze, slight vertical post-blinking lens movement should occur. On upward gaze, the lens should sag approximately 1 - 1.5 mm.

2) Characteristics of a Tight (Steep) Lens

A tight (steep) lens does not move easily on the cornea with slight pressure.

3) Characteristics of a Loose (Flat) Lens

A loose (flat) lens sags more than 2.0 mm on upward gaze.

4) Final Lens Power

After the characteristics of a well-fitted lens have been satisfied, the spherical over-refraction should be combined with the trial lens power to determine the final lens prescription.

Example:

PROFESSIONAL FITTING GUIDE

Trial Lens: -5.00D
 Over-refraction: -0.25D
 Final Lens Power: -5.25D

If vision is acceptable, perform a slit lamp examination to assess adequate fit (centration and movement). If fit is acceptable dispense the lenses instructing the patient to return in one week for assessment.

FOLLOW-UP CARE:

- 1) Follow-up examinations are recommended by the eyecare practitioner, they are necessary to ensure continued successful contact lens wear.
- 2) Prior to a follow up examination, the contact lens should be worn for at least one continuous hour and the patient should be asked to identify any problems which might be occurring related to contact lens wear.
- 3) With lenses in place on the eyes, evaluate the fitting performance to assure the criteria of a well-fitted lens continues to be satisfied. Examine the lenses closely for surface deposition and / or damage.
- 4) After the lens removal, conduct a thorough bio-microscopy examination.
 - a. The presence of vertical corneal striate in the posterior central cornea and/ or cornea neovascularization is indicative of excessive corneal edema.
 - b. The presence of corneal staining and / or limbal-conjunctival hyperemia can be indicative of an unclean lens, a reaction to solution preservatives, excessive lens wear and/ or a poorly fitting lens.
 - c. Papillary conjunctival changes may be indicative of an unclean and/ or damaged lens.

If any of the above observations are considered as abnormal, various professional judgments are necessary to alleviate the problem and restore the eye to its optimal conditions. If the **Criteria of a Well-Fitted Lens** is not satisfied during any follow-up examinations, the patient should be refitted with a more appropriate lens.

FOLLOW - UP EXAMINATIONS:

- Within one week of lens dispensing
- After three weeks of lens wear
- After seven weeks of lens wear
- After each six month period of lens wear

At the follow up examinations, the patient should report good subjective quality of vision. Adaptation to the vision with **clearall-day (Spherical / Toric) (Hioxifilcon A) Soft (Hydrophilic) Contact Lens** should occur almost immediately and should definitely be reported within the first (1 week) follow-up visit. At these follow-up visits the practitioner should:

- 1) Check distance and near acuity with lens in place
- 2) Over-refract to verify lens prescription
- 3) Observe position of lens on the cornea. The lens should be centered and move on upward gaze and with blink.
- 4) Evert the lids to examine the tarsal conjunctiva and check for incidence of giant papillary conjunctivitis.
- 5) Remove the lens. Check corneal curvature. There should be no substantial changes in either meridian

PROFESSIONAL FITTING GUIDE

- 6) Perform a slit-lamp examination with and without Fluorescein. Check for corneal edema, corneal abrasion, vascularization, corneal infiltrates and perilimbal injection. Reinsert the lens only after all residual Fluorescein has dissipated from the eye.
- 7) Clean the lens with a prophylactic surfactant cleaner and examine for deposits, foreign bodies or physical imperfections of the lens surface.

LENS HANDLING (IN-OFFICE CLEANING, DISINFECTING AND STORAGE):

Wash and rinse hands thoroughly, making certain that all soap residues have been rinsed away before drying with a lint free towel. It is suggested to wet the lens while in the eye using wetting drops before removal. Always start with the right eye first in order to avoid mixing the lenses. When handling the lens, try to avoid touching the inside (concave) surface of the lens. It is possible, though not likely, that the lens might be inside out; therefore, check the lens by placing it on the index finger and examine its profile. If the edges of the lens tend to point outward, the lens is inside out. After removing the lens from its container assure that it is clean, clear and wet.

Each **clearall-day (Spherical / Toric) (Hioxifilcon A) Soft (Hydrophilic) Contact Lens** is received in the eyecare practitioner's office in a sterile blister pack with sterile buffered normal saline solution and labelled to the parameters of the lens contained. To assure sterility the blister pack should not be opened until ready for use. To open the blister pack pull back the lid where indicated. Upon removing the cover the lens may be removed and is ready for use. **clearall-day (Spherical / Toric) (Hioxifilcon A) Soft (Hydrophilic) Contact Lens** are not reused in diagnostic procedures. For the full details of lens handling, refer to the Package Insert.

After opening the blister pack, if the lens sticks to the under-surface of the foil and has become partially dried-out, fully immersed the lens in the buffered saline solution that is inside the blister pack and wait for minimum 15 minutes before lens fitting.

1) CLEANING:

A surfactant cleaner may be used with the **clearall-day (Spherical / Toric) (Hioxifilcon A) Soft (Hydrophilic) Contact Lens** to ensure a clean lens surface. A single procedure is as follows.

Apply 3 to 4 drops to the lens and then rub the surface of the lens against the palm of one hand with the index finger of the other hand or between thumb and forefinger for 20 seconds.

2) RINSING:

After cleaning, thoroughly rinse both surfaces of the lens with a steady stream of fresh, sterile rinsing solution.

3) CHEMICAL LENS CARE SYSTEMS:

A sterile rinsing, storing and disinfecting multipurpose solution should be used to rinse and chemically disinfect the **clearall-day (Spherical / Toric) (Hioxifilcon A) Soft (Hydrophilic) Contact Lens**. After cleaning the lenses, rinse with liberal amounts of fresh multipurpose solution to remove loosened debris and traces of cleaner. The lens should then be placed in the plastic container supplied in the multipurpose solution kit and filled with enough fresh disinfecting solution to completely submerge the lens. To ensure disinfecting, the lens must remain in the disinfecting solution for the recommended period of time as written on the multipurpose solution bottle. Follow the instruction and timings recommended by the solution manufacturer. Before reinsertion, the lens should be rinsed with fresh sterile rinsing solution.

PROFESSIONAL FITTING GUIDE

4) LENS CARE DIRECTIONS:

Please refer to LENS CARE DIRECTIONS in the Package Insert.

5) STORAGE:

The **clearall-day (Hioxifilcon A) Soft (hydrophilic) Contact Lens** must be stored in the recommended solutions. If exposed to air, the lens will dehydrate. If a lens dehydrates, it should be soaked ONLY in a soft contact lens storage solution until it returns to a soft, supple state. It should not be put on eye until it has been through a complete disinfection cycle.

RECOMMENDED WEARING SCHEDULE:

Close professional supervision is recommended to ensure safe and successful contact lens wear. If the patient complains of discomfort, decreased vision, ocular injection or corneal edema, the lens should be removed and the patient scheduled for examination. The problem may be relieved by putting the patient on a different wearing schedule or possibly by refitting the lens.

Patients tend to overwear the lens initially. It is important not to exceed the wearing schedule. Regular check-ups, as determined by the eyecare practitioner, are also extremely important. The maximum suggested wearing schedule for the **clearall-day (Spherical / Toric) (Hioxifilcon A) Soft (Hydrophilic) Contact Lens** is suggested below.

DAY	1	2	3	4	5	6
HOURS	6	8	10	12	14	Up to 14 hours

It is recommended that the **clearall-day (Spherical / Toric) (Hioxifilcon A) Soft (Hydrophilic) Contact Lens** be discarded and replaced with a new lens every month. However, as the eyecare practitioner, you are encouraged to determine an appropriate lens replacement schedule based upon the response of the patient.

STUDIES HAVE NOT BEEN COMPLETED TO SHOW THAT THE **CLEARALL-DAY (SPHERICAL / TORIC) (HIOXIFILCON A) SOFT (HYDROPHILIC) CONTACT LENS** IS SAFE TO WEAR DURING SLEEP

FREQUENT/PLANNED REPLACEMENT:

It is recommended that the **clearall-day (Spherical / Toric) (Hioxifilcon A) Soft (Hydrophilic) Contact Lens** be discarded and replaced with a new lens after 30 days. When removed between replacement periods lenses must be cleaned and disinfected prior to reinsertion or be discarded and replaced with a fresh lens. However, patient should adhere to the recommended replacement schedule given by their Eye Care Practitioner based upon their individual needs and physiological conditions.

RECOMMENDED LENS CARE PRODUCTS:

The eyecare practitioner should recommend a care system that is appropriate for **clearall-day (Spherical / Toric) (Hioxifilcon A) Soft (Hydrophilic) Contact Lens**. Each lens care product contains specific instructions for use and important safety information, which should be read and carefully followed.

PROFESSIONAL FITTING GUIDE

STORAGE CONDITIONS:

Store at ambient temperature.

EMERGENCIES:

The patient should be informed that if any chemical of any kind (household products, gardening solutions, laboratory chemicals, etc) are splashed into the eyes, the patient should:

FLUSH EYES IMMEDIATELY WITH TAP WATER AND IMMEDIATELY CONTACT YOUR EYECARE PRACTITIONER OR VISIT A HOSPITAL EMERGENCY ROOM WITHOUT DELAY.

HOW SUPPLIED:

Each lens is supplied sterile in blister packs containing buffered saline solution. The blister pack is marked with the base curve, diameter, dioptric power, manufacturing lot number and expiration date of the lens.

DISPOSAL:

There is no special disposal required for soft contact lens and its blister. The carton packaging, aluminium lidding and polypropylene (PP) plastic case should be placed properly in the waste bin or recycled according to local waste guidance or local regulations.

REPORTING OF ADVERSE REACTIONS:

All serious adverse experiences and adverse reactions observed in patients wearing the **clearall-day (Spherical / Toric) (Hioxifilcon A) Soft (Hydrophilic) Contact Lens** or experienced with the lens should be reported immediately to the manufacturer and the competent authority of the member state.

Additional Package Insert are available from:

Clearlab SG Pte. Ltd.

139 Joo Seng Road,

Singapore 368362

Tel: +65 6749 1090

Fax: +65 6282 3953

Email: Regulatory@clearlab.com

Website: www.clearlab.com



Clearlab SG Pte. Ltd.

Printed in Singapore

Revision Date: Sep 2025

Doc Number: S-ASP-013-A

Version Number: V11

© 2025 CLEARLAB SG PTE. LTD. All Rights Reserved.